

本件の対外公表は4月28日(金)11時
Not to be released until 11:00 am.
on Friday, April 28, 2017.

April 28, 2017
Payment and Settlement Systems Department
Bank of Japan

2017年4月28日
日本銀行 決済機構局

決済動向（2017年3月）

PAYMENT AND SETTLEMENT STATISTICS (March 2017)

本資料は、わが国における「決済」活動を把握するために必要な主要指標を編集・掲載したもの。
統計作成機関名の表示のない指標は日本銀行調べ。

資料に関するお問い合わせは以下までお寄せ下さい。

日本銀行 決済機構局
電話: 03-3279-1111 E-mail: post.pr@boj.or.jp

Payment and settlement statistics collects data which are essential for understanding the payment and settlement activities in Japan. Statistics without data sources are compiled by the Bank of Japan.

For inquiries, please contact the following section.

Payment and Settlement Systems Department, Bank of Japan
Tel: +81-3-3279-1111 E-mail: post.pr@boj.or.jp

目 次	頁
I. 日本銀行における決済関連計数	
1. 日銀当座預金決済	1
1-1 日銀当座預金決済	
1-2 業態別日銀当座預金決済	
1-3 日中当座貸越残高	
2. 日銀ネット利用先数	3
3. 国債振込口座振替決済	4
3-1 国債振込口座振替決済	
3-2 国債DVP（時間帯毎決済進捗）	
II. 民間決済システム関連計数	
1. 手形交換高（東京）	6
2. 全銀システム取扱高	7
2-1 全銀システム取扱高	
2-2 大口内為取引の決済	
2-3 小口内為取引の決済	
3. 外為円決済交換高	9
4. 民間証券・デリバティブ決済システム	10
4-1 清算機関の日銀当座預金決済	
4-2 証券集中保管機関の日銀当座預金DVP決済	
III. 電子マネー	12
参考（その他の決済関連計数の入手先）	13
付録	14

CONTENTS

	page
I. BOJ-NET	
1. BOJ-NET Funds Transfer System	1
1-1 Settlement via BOJ Current Accounts	
1-2 Settlement via BOJ Current Accounts by Sector	
1-3 Intraday Overdrafts	
2. Number of Participants in BOJ-NET	3
3. BOJ-NET JGB Services	4
3-1 JGB Settlement in the Book-Entry System	
3-2 DVP for JGB Settlement (cumulative share of transactions settled)	
II. Private Clearing and Settlement Systems	
1. Tokyo Clearing House's Bill and Check Clearing System	6
2. Zengin System	7
2-1 Transactions in the Zengin System	
2-2 Large-value Transactions in the Zengin System	
2-3 Small-value Transactions in the Zengin System	
3. Foreign Exchange Yen Clearing System	9
4. Private Clearing and Settlement Systems for Securities and Derivatives	10
4-1 Settlement via BOJ Current Accounts in the Central Counterparties	
4-2 DVP Settlement via BOJ Current Accounts in the Central Securities Depository	
III. Electronic Money	12
Reference (other payment and settlement data)	13
Appendix	14

I. 日本銀行における決済関連計数

BOJ-NET

1. 日銀当座預金決済

BOJ-NET Funds Transfer System

1-1 日銀当座預金決済 (1営業日平均) ¹

Settlement via BOJ Current Accounts (daily average) ¹

(件、兆円、括弧内は前年比<%)>

(Cases, trillion yen, (a))

年・月	件数	金額	当預振替等 ²				集中決済 ³		その他 ^{4,5}
			Funds Transfers ²				Settlement for Private Clearing Systems ³		
Year, month	Volume	Value	コール取引等	国債DVP ⁵	大口内為取引	外為円取引	手形交換	全銀システム	Others ^{4,5}
			Call Market Transactions	DVP for JGB Transactions ⁵	Large-value Transactions in the Zengin System	Foreign Exchange Yen Transactions	Bill and Check Clearing Systems	Zengin System	
2014	68,385 (+2.9)	125.1 (+7.4)	39.1	54.3	8.8	12.5	1.0	0.7	8.7
2015	69,279 (+1.3)	135.6 (+8.4)	45.6	55.3	9.0	15.7	0.9	0.7	8.3
2016	67,326 (-2.8)	137.3 (+1.2)	48.3	56.2	8.7	16.1	0.8	0.7	6.6
16/3	67,642 (-9.1)	128.4 (-6.6)	44.3	48.9	10.3	16.0	0.9	0.6	7.5
4	64,485 (-6.3)	125.3 (-5.8)	41.1	50.1	9.2	16.9	0.7	0.8	6.6
5	69,634 (-3.9)	141.2 (+2.9)	46.2	60.8	9.5	16.4	0.8	0.7	6.7
6	67,352 (-3.8)	140.2 (+1.6)	46.8	58.4	9.0	16.5	0.9	0.9	7.7
7	67,360 (+0.1)	140.0 (+4.4)	49.5	60.8	7.9	15.0	0.7	0.7	5.5
8	64,097 (-2.4)	139.5 (+6.5)	50.2	60.4	7.2	14.4	0.7	0.7	5.9
9	69,016 (-3.5)	145.6 (+1.4)	52.9	58.5	8.8	17.0	0.7	0.7	7.1
10	64,876 (+0.6)	139.2 (+5.9)	53.0	55.4	7.8	15.6	0.6	0.8	6.2
11	67,017 (-0.7)	131.2 (-1.1)	50.7	49.9	8.1	15.4	0.6	0.7	5.8
12	70,817 (+3.1)	146.4 (+6.4)	54.7	56.3	8.4	17.4	0.8	1.0	7.9
17/1	67,709 (-1.4)	143.6 (+2.6)	56.2	55.1	8.5	16.8	0.6	0.7	5.7
2	64,736 (-3.8)	137.9 (+5.4)	53.3	54.2	7.8	15.0	0.6	0.7	6.2
3	72,306 (+6.9)	151.9 (+18.3)	56.0	60.4	9.7	16.9	0.7	0.7	7.4

- (注) 1. 日本銀行取引先である金融機関等の資金取引等に伴う日本銀行の当座預金における資金移動を指す。件数・金額は、実際の資金移動に対応する決済指図の件数・金額を「片道ベース」の計数（振替であれば、入金または引落のいずれか）として集計。「片道ベース」の基本的な考え方については、以下の計表においても同様。
2. 取引先間の当座預金振替等（コール取引等、国債DVP<国債資金同時受渡>、大口内為取引<1件1億円以上の大口の内為替取引>および外為円取引にかかる資金の決済）。コール取引等には、国債以外の証券のDVP決済などが含まれる。
3. 民間の集中決済制度（手形交換、全銀システム<内為替決済>）にかかる資金の決済。件数・金額は、日銀当座預金における制度参加者による入金および引落の合計。
4. その他の決済（日本銀行と取引先の間のおペ<国債系オペを除く>や銀行券の受払等）。
5. 国債系オペ等にかかるDVP決済は、2015年10月9日までは「その他」に含まれるが、2015年10月13日以降は「国債DVP」に含まれる。

- Notes: 1. Settlement via current accounts at the Bank of Japan (BOJ current accounts) arising from, among others, funds transfers between current account holders. Each instruction is counted once in calculating volume and value, i.e., the debit from the payer's account and the credit to the payee's account are not counted separately. This methodology for counting transactions is also used in the following tables.
2. Funds transfers between current account holders related to call market transactions, delivery-versus-payment (DVP) for Japanese government bonds (JGBs) transactions, large-value transactions (transactions equal to or larger than 100 million yen) in the Zengin System, and foreign exchange yen transactions. Call market transactions include funds transfers related to other market transactions (e.g., DVP for non-JGBs).
3. Settlement of net positions resulting from private clearing systems (the Bill and Check Clearing Systems and the Zengin System). The aggregate value of credits and debits posted to BOJ current accounts.
4. Funds transfers between a current account holder and the Bank of Japan related to the Bank's money market operations (exclude JGB-related operations) and the delivery and receipt of banknotes and coins.
5. Prior to October 9, 2015, DVP settlement resulting from JGB-related operations was classified as "Others." Since October 13, 2015, it has been classified as "DVP for JGB Transactions."

(a) Figures in parentheses are year-on-year percentage changes.

1-2 業態別日銀当座預金決済（1営業日平均）¹Settlement via BOJ Current Accounts by Sector (daily average)¹(件、億円、%)
(Cases, 100 million yen, %)

		件数	シェア	金額	シェア
		Volume	Share	Value	Share
都 銀	City Banks	26,838	37.1	310,733	20.5
地 銀	Regional Banks	4,857	6.7	74,245	4.9
地銀Ⅱ ²	Regional Banks II ²	1,280	1.8	7,948	0.5
信 託	Trust Banks	10,120	14.0	463,364	30.5
外 銀	Foreign Banks	9,048	12.5	81,078	5.3
信 金 ³	Shinkin Banks ³	1,371	1.9	3,762	0.2
短 資	Money Market Dealers	2,865	4.0	153,530	10.1
証 券 ²	Securities Companies ²	5,312	7.3	121,518	8.0
その他とも合計	Total Including Others	72,306	100.0	1,518,818	100.0

1-3 日中当座貸越残高

Intraday Overdrafts

(兆円、括弧内は前年比<%)

(Trillion yen, (a))

年・月	日中ピーク残高の月中平均値 ⁴
Year, month	Monthly average of the daily peak of outstanding balance ⁴
2014	29.4 (+1.3)
2015	21.8 (-25.7)
2016	6.8 (-69.1)
16/3	5.0 (-81.5)
4	4.6 (-82.2)
5	7.1 (-71.9)
6	6.7 (-70.4)
7	7.0 (-70.0)
8	6.9 (-70.8)
9	7.2 (-68.7)
10	6.8 (-48.5)
11	6.1 (-25.1)
12	7.3 (-12.7)
17/1	6.0 (-36.8)
2	6.3 (-14.6)
3	7.5 (+51.4)

- (注) 1. 件数・金額は「片道ベース」。
2. 「地銀Ⅱ」は第二地方銀行協会加盟の地方銀行、「証券」は金融商品取引法上の有価証券関連業を行う第一種金融商品取引業者（以下の計表においても同様）。
3. 「信金」は、2015年10月までは信金中央金庫を含む。
4. 日中ピーク残高の月中平均値は、当該月中各営業日の日中10分毎に算出した当座貸越残高のうち、最高額（日中ピーク残高）の月中平均値を指す。国債DVP同時担保受払機能を用いた当座貸越を含むベース。

- Notes: 1. Each instruction is counted once in calculating volume and value.
2. "Regional Banks II" refers to member banks affiliated with the Second Association of Regional Banks. "Securities Companies" refers to firms which conduct securities-related business activities among those classified as Type I Financial Instruments Business in the Financial Instruments and Exchange Act. These definitions are also used in the following tables.
3. Prior to October, 2015, "Shinkin Banks" included the Shinkin Central Bank.
4. Monthly average of the daily peak of outstanding balance within intraday overdrafts incurred in BOJ current accounts (measured every 10 minutes). Figures include intraday overdrafts incurred for settlement of DVP for JGB transactions using simultaneous processing of DVP and collateralization (SPDC).
- (a) Figures in parentheses are year-on-year percentage changes.

2. 日銀ネット利用先数

Number of Participants in BOJ-NET

	都 銀 City Banks	地 銀 Regional Banks	地銀Ⅱ Regional Banks II	信 託 Trust Banks	外 銀 Foreign Banks	信 金 Shinkin Banks	証 券 Securities Companies	生損保 Insurance Companies	その他 ² Others ²	合 計 Total
利用先数 ¹ Number of Participants ¹	5	64	41	15	46	230	60	10	38	509
当座預金 Current Accounts	5	64	41	15	46	230	35	—	35	471
外 為 円 Foreign Exchange Yen Settlement	4	0	1	3	11	1	—	—	7	27
国 債 JGB Services	5	64	41	15	24	30	60	10	34	283

(注) 1. 利用先数は、当座預金、外為円、国債のいずれかの事務で日銀ネットを利用している先の数（法人ベース、月末現在）。

2. 組合中央機関、証券金融会社、金融商品取引清算機関、短資会社等。

Notes: 1. Institutions participating in BOJ-NET for funds transfers via BOJ current accounts, receiving foreign exchange yen settlement services, or receiving Japanese government bonds (JGB) services are counted. The figures are as of the end of month.

2. Affiliated financial institutions, securities finance companies, financial instruments clearing organizations, and money market dealers.

3. 国債振決口座振替決済
BOJ-NET JGB Services

3-1 国債振決口座振替決済 (額面、1営業日平均) ^{1,2,3}

JGB Settlement in the Book-Entry System (face value, daily average) ^{1,2,3}

(1) 件数 (件、括弧内は前年比<%>)
Volume (Cases, (a))

年・月 Year, month	振替件数 Volume	うちDVP ⁴ DVP ⁴	うち同時担保受払 ⁵ SPDC ⁵
2014	19,076 (+7.3)	13,313 (+15.4)	12,843 (+16.2)
2015	18,261 (-4.3)	13,247 (-0.5)	12,611 (-1.8)
2016	17,999 (-1.4)	13,580 (+2.5)	12,606 (-0.0)
16/3	16,796 (-11.3)	12,442 (-8.9)	11,426 (-12.6)
4	16,604 (-10.2)	12,431 (-8.0)	11,572 (-11.4)
5	18,111 (-3.1)	14,108 (+2.5)	13,250 (-0.0)
6	18,426 (+3.1)	14,131 (+8.8)	13,216 (+5.3)
7	18,750 (+6.3)	14,530 (+12.8)	13,555 (+9.5)
8	18,291 (+5.3)	14,248 (+12.3)	13,285 (+8.5)
9	18,686 (+1.8)	14,120 (+8.3)	13,035 (+4.2)
10	17,476 (-1.7)	13,226 (+3.7)	12,259 (+3.2)
11	16,626 (-6.2)	12,292 (-3.7)	11,273 (-3.3)
12	18,204 (-0.9)	13,673 (+4.9)	12,684 (+6.1)
17/1	17,371 (-11.3)	12,995 (-7.7)	12,042 (-8.5)
2	17,448 (-5.9)	13,080 (-4.7)	12,100 (-4.0)
3	19,257 (+14.7)	14,497 (+16.5)	13,530 (+18.4)

(2) 金額 (億円、括弧内は前年比<%>)
Value (100 million yen, (a))

年・月 Year, month	振替金額 Value	うちDVP ⁴ DVP ⁴	うち同時担保受払 ⁵ SPDC ⁵
2014	1,012,814 (+12.1)	542,284 (+22.9)	523,491 (+23.8)
2015	1,016,420 (+0.4)	547,544 (+1.0)	525,864 (+0.5)
2016	869,455 (-14.5)	537,790 (-1.8)	514,157 (-2.2)
16/3	755,397 (-28.5)	462,185 (-15.4)	439,278 (-16.0)
4	787,073 (-23.7)	476,343 (-14.0)	457,131 (-14.8)
5	874,648 (-17.2)	580,869 (+2.0)	559,838 (+1.9)
6	891,443 (-15.9)	556,985 (+2.8)	531,634 (+2.1)
7	891,105 (-12.8)	575,834 (+7.6)	553,196 (+7.4)
8	887,324 (-8.8)	579,059 (+6.4)	555,175 (+6.1)
9	907,558 (-11.5)	560,326 (+1.5)	532,716 (+1.4)
10	840,220 (-10.1)	531,048 (+1.1)	507,931 (+0.8)
11	784,215 (-15.4)	477,345 (-8.5)	452,185 (-9.2)
12	875,848 (-7.7)	539,871 (+3.1)	516,495 (+2.9)
17/1	869,308 (-17.8)	528,963 (-9.5)	507,779 (-9.5)
2	840,801 (-6.4)	520,340 (-2.8)	497,158 (-2.4)
3	927,114 (+22.7)	580,807 (+25.7)	556,782 (+26.7)

- (注) 1. 件数・金額は「片道ベース」。
2. 振決口座振替とは、日本銀行にある国債振替決済制度の振替口座簿における口座振替を指す。
3. 2015年10月9日までは国債移転登録決済を含む。
4. 2015年10月9日までは国債系オペ等にかかるDVP決済を含まない。
5. 同時担保受払とは、日本銀行が提供する国債DVP同時担保受払機能を用いた口座振替を指す。

Notes: 1. Each instruction is counted once in calculating volume and value.

2. JGB settlement in the Book-Entry System refers to transfers between securities accounts in the Transfer Account Books at the Bank of Japan.

3. Prior to October 9, 2015, JGB settlement in the Registration System was included.

4. Prior to October 9, 2015, DVP settlement resulting from JGB-related operations was excluded.

5. JGB settlement using simultaneous processing of DVP and collateralization (SPDC).

(a) Figures in parentheses are year-on-year percentage changes.

3-2 国債DVP（時間帯毎決済進捗）^{1,2}

DVP for JGB Settlement (cumulative share of transactions settled)^{1,2}

(1) 件数

Volume										(%)
年・月	～9時	～10時	～11時	～12時	～13時	～14時	～15時	～16時	～18時	～業務終了
Year, month	- 9:00	- 10:00	- 11:00	- 12:00	- 13:00	- 14:00	- 15:00	- 16:00	- 18:00	- end of daily operations
2014	...	88.0	96.7	99.2	99.7	99.9	100.0	100.0	100.0	100.0
2015	0.1	88.9	95.4	99.1	99.7	99.9	100.0	100.0	100.0	100.0
2016	0.1	86.5	93.2	98.8	99.7	99.9	100.0	100.0	100.0	100.0
16/3	0.3	86.2	92.6	98.5	99.7	99.9	100.0	100.0	100.0	100.0
4	0.1	88.6	94.4	99.0	99.8	100.0	100.0	100.0	100.0	100.0
5	0.1	88.4	94.9	99.5	99.9	99.9	100.0	100.0	100.0	100.0
6	0.1	87.1	93.7	99.3	99.9	100.0	100.0	100.0	100.0	100.0
7	0.1	87.1	93.6	98.9	99.8	99.9	100.0	100.0	100.0	100.0
8	0.1	88.5	94.2	99.0	99.8	100.0	100.0	100.0	100.0	100.0
9	0.1	85.1	92.0	97.9	99.4	99.9	100.0	100.0	100.0	100.0
10	0.1	87.3	93.8	99.1	99.8	99.9	100.0	100.0	100.0	100.0
11	0.1	84.9	92.5	98.7	99.7	99.9	100.0	100.0	100.0	100.0
12	0.1	84.2	91.9	98.3	99.6	99.9	99.9	100.0	100.0	100.0
17/1	0.3	85.8	93.1	98.8	99.8	99.9	99.9	100.0	100.0	100.0
2	0.3	86.5	93.0	99.0	99.8	99.9	100.0	100.0	100.0	100.0
3	2.2	86.7	93.3	98.3	99.7	99.9	100.0	100.0	100.0	100.0

(2) 金額

Value										(%)
年・月	～9時	～10時	～11時	～12時	～13時	～14時	～15時	～16時	～18時	～業務終了
Year, month	- 9:00	- 10:00	- 11:00	- 12:00	- 13:00	- 14:00	- 15:00	- 16:00	- 18:00	- end of daily operations
2014	...	87.4	96.1	98.8	99.4	99.6	100.0	100.0	100.0	100.0
2015	0.1	89.6	95.8	98.8	99.5	99.6	100.0	100.0	100.0	100.0
2016	0.1	88.7	95.2	98.4	99.5	99.8	99.9	100.0	100.0	100.0
16/3	0.1	87.7	94.0	97.2	98.9	99.8	100.0	100.0	100.0	100.0
4	0.1	90.3	96.2	98.7	99.7	99.9	100.0	100.0	100.0	100.0
5	0.1	90.1	96.6	99.4	99.9	99.9	100.0	100.0	100.0	100.0
6	0.1	88.9	95.6	99.1	99.8	100.0	100.0	100.0	100.0	100.0
7	0.1	89.4	95.7	98.8	99.8	99.9	99.9	100.0	100.0	100.0
8	0.2	91.0	96.4	98.9	99.7	99.9	100.0	100.0	100.0	100.0
9	0.1	87.0	93.9	97.2	99.0	99.4	99.6	100.0	100.0	100.0
10	0.0	89.6	96.1	99.1	99.7	99.9	99.9	100.0	100.0	100.0
11	0.0	87.3	95.1	98.5	99.6	99.8	99.9	100.0	100.0	100.0
12	0.0	86.2	93.7	97.8	99.5	99.8	99.9	100.0	100.0	100.0
17/1	0.1	87.1	94.6	98.2	99.7	99.8	99.9	100.0	100.0	100.0
2	0.1	88.5	94.9	98.4	99.8	99.9	99.9	100.0	100.0	100.0
3	1.9	87.9	94.7	97.4	99.6	99.9	99.9	100.0	100.0	100.0

- (注) 1. 国債振込口座振替決済のうちDVP決済のみの計数。2015年10月9日までは、国債移転登録決済を含む。
 2. 決済時間帯は8時30分から21時（通常日）。2015年10月13日から2016年2月12日までは、8時30分から19時（通常日）。2015年10月9日以前は、9時から16時30分（通常日）。

Notes: 1. Calculated based on DVP settlement in the JGB Book-Entry System. Prior to October 9, 2015, DVP settlement in the JGB Registration System was included.

2. Operating hours of the system on regular business days are from 8:30 to 21:00. From October 13, 2015, to February 12, 2016, they were from 8:30 to 19:00. Prior to October 9, 2015, they were from 9:00 to 16:30.

II. 民間決済システム関連計数
Private Clearing and Settlement Systems

1. 手形交換高（東京手形交換所のみ）¹

Tokyo Clearing House's Bill and Check Clearing System¹

(千枚、億円、括弧内は前年比%)
(Thousands, 100 million yen, (a))

年・月 Year, month	手形交換高 Volume and Value of Bills/Checks Exchanged					日銀当座預金における決済状況 Net Positions Settled via BOJ Current Accounts			
	交換枚数 (1営業日平均) Volume (daily average)	交換金額 (1営業日平均) Value (daily average)	1枚当り 金額 (千円) Value per Bill/Check (b)	ピーク日 交換枚数 Peak Volume	ピーク日 交換金額 Peak Value	決済金額 ² (1営業日平均) Value ² (daily average)	個別行ネット 決済額ピーク ³ Peak Value of the Individual Bank's Net Position ³		
							最大 受超過 Largest Net Credit Position	最大 払超過 Largest Net Debit Position	
2014	90 (-5.8)	9,770 (-11.3)	10,820	404	29,714	7,734 (-18.4)	5,630	4,773	
2015	84 (-6.5)	8,597 (-12.0)	10,188	340	28,223	7,005 (-9.4)	8,892	9,371	
2016	77 (-8.1)	6,635 (-22.8)	8,556	287	23,097	5,515 (-21.3)	8,516	9,524	
16/ 3	75 (-18.4)	8,163 (-18.0)	10,790	264	23,097	7,072 (-4.3)	5,880	6,422	
4	67 (-17.4)	5,928 (-31.6)	8,783	111	10,644	5,054 (-25.4)	1,966	3,026	
5	93 (+16.6)	7,622 (-18.9)	8,144	285	20,097	5,926 (-22.1)	5,925	8,130	
6	75 (-17.5)	6,762 (-31.2)	8,909	264	15,984	6,054 (-18.1)	8,134	6,287	
7	75 (-14.1)	5,829 (-24.8)	7,720	129	10,857	5,124 (-25.8)	2,085	3,617	
8	80 (+2.6)	5,925 (-23.3)	7,387	272	19,184	4,761 (-34.0)	8,516	9,524	
9	75 (-11.0)	6,356 (-26.6)	8,433	241	17,089	5,047 (-23.0)	4,580	5,207	
10	73 (+7.1)	5,256 (-27.0)	7,190	239	13,932	4,366 (-31.4)	3,009	3,102	
11	74 (-20.6)	5,648 (-34.3)	7,589	251	14,794	4,558 (-35.6)	5,880	7,133	
12	76 (-8.2)	6,323 (-21.3)	8,304	115	12,800	5,485 (-19.1)	6,774	5,752	
17/ 1	80 (+5.9)	5,663 (-26.1)	7,050	243	14,843	3,900 (-28.8)	1,272	1,920	
2	70 (-19.6)	5,139 (-37.1)	7,240	258	15,227	4,183 (-41.4)	5,635	7,219	
3	70 (-6.4)	5,967 (-26.9)	8,429	242	19,285	4,945 (-30.1)	5,839	4,863	

出所：全国銀行協会、全国銀行資金決済ネットワーク、日本銀行

Sources: Japanese Bankers Association; Japanese Banks' Payment Clearing Network; Bank of Japan.

- (注) 1. 枚数・金額は「片道ベース」。
2. 日銀当座預金における決済金額は、受超過および払超過の合計。
3. 個別行ネット決済額ピークとは、月中（あるいは年中）各営業日の個別行の受超過または払超過の最大値。

Notes: 1. Each instruction is counted once in calculating volume and value.

2. The aggregate value of credits and debits posted to BOJ current accounts.

3. The maximum value of the individual bank's net credit or debit positions that are recorded during a month or year.

(a) Figures in parentheses are year-on-year percentage changes.

(b) Thousand yen.

2. 全銀システム取扱高

Zengin System

2-1 全銀システム取扱高¹

Transactions in the Zengin System¹

(千件、億円、括弧内は前年比<%>)

(Thousands, 100 million yen, (a))

年・月 Year, month	取扱件数 ² (1営業日平均) Volume ² (daily average)	取扱金額 ² (1営業日平均) Value ² (daily average)	1件当り金額 ² (千円) Value per Transaction ² (thousand yen)	ピーク日 取扱件数 ³ Peak Volume ³	ピーク日 取扱金額 ³ Peak Value ³
2014	6,208 (+2.7)	118,815 (+1.9)	1,914	26,369	668,117
2015	6,346 (+2.2)	122,228 (+2.9)	1,926	24,368	657,536
2016	6,433 (+1.4)	118,590 (-3.0)	1,844	26,074	643,477
16/3	5,890 (+0.6)	134,048 (-3.2)	2,276	22,262	643,477
4	6,350 (+3.6)	125,053 (+1.1)	1,969	22,602	496,250
5	6,547 (+4.6)	129,152 (+1.9)	1,973	21,188	486,381
6	6,987 (+1.8)	121,793 (-1.9)	1,743	26,074	501,014
7	6,194 (+7.8)	108,489 (-3.3)	1,751	20,316	410,277
8	5,999 (+1.6)	101,755 (-8.6)	1,696	20,902	437,016
9	6,107 (-2.0)	119,248 (-9.9)	1,953	22,382	528,865
10	6,820 (+1.6)	108,905 (+0.3)	1,597	22,609	451,684
11	6,269 (-4.4)	112,657 (-7.8)	1,797	22,456	469,829
12	7,412 (+1.2)	118,753 (-4.8)	1,602	18,026	241,408
17/1	6,246 (+4.8)	118,545 (-1.1)	1,898	21,674	474,112
2	6,505 (-2.0)	109,145 (-11.8)	1,678	23,406	501,521
3	6,017 (+2.1)	128,443 (-4.2)	2,135	23,107	637,668

出所：全国銀行資金決済ネットワーク

Source: Japanese Banks' Payment Clearing Network.

2-2 大口内為取引の決済¹

Large-value Transactions in the Zengin System¹

(件、億円、括弧内は前年比<%>)

(Cases, 100 million yen, (a))

年・月 Year, month	決済件数 (1営業日平均) Volume (daily average)	決済金額 (1営業日平均) Value (daily average)	1件当り金額 Value per Transaction	ピーク日 決済件数 Peak Volume	ピーク日 決済金額 Peak Value
2014	10,146 (+2.6)	87,889 (+1.4)	8.7	60,890	490,594
2015	10,348 (+2.0)	90,466 (+2.9)	8.7	59,925	482,465
2016	10,015 (-3.2)	86,928 (-3.9)	8.7	58,814	464,497
16/3	11,531 (-5.4)	102,678 (-2.9)	8.9	58,814	464,497
4	10,167 (-2.4)	92,467 (+1.6)	9.1	42,909	334,671
5	10,822 (+1.0)	95,377 (+0.3)	8.8	43,941	326,511
6	9,468 (-6.2)	90,463 (-1.1)	9.6	44,479	324,081
7	9,235 (-2.9)	78,699 (-5.0)	8.5	37,071	271,982
8	9,035 (-4.0)	72,264 (-11.8)	8.0	41,849	278,654
9	10,560 (-7.5)	87,953 (-12.0)	8.3	51,309	360,081
10	9,361 (+2.3)	77,959 (-2.3)	8.3	42,089	287,403
11	9,491 (-8.1)	81,150 (-8.2)	8.6	43,767	305,016
12	10,163 (-2.7)	83,763 (-6.9)	8.2	23,076	162,884
17/1	10,482 (+1.8)	85,133 (-4.2)	8.1	44,401	306,388
2	9,292 (-7.9)	78,153 (-14.8)	8.4	45,559	335,743
3	11,388 (-1.2)	96,590 (-5.9)	8.5	58,846	454,930

- (注) 1. 件数・金額は「片道ベース」。
2. 発信日基準。
3. 決済日基準。

Notes: 1. Each instruction is counted once in calculating volume and value.

2. Figures for instructions transmitted to the Zengin System during the month or year.

3. Figures for instructions settled in the Zengin System during the month or year.

(a) Figures in parentheses are year-on-year percentage changes.

2-3 小口内為取引の決済¹Small-value Transactions in the Zengin System¹

(千件、億円、括弧内は前年比<%>)

(Thousands, 100 million yen, (a))

年・月 Year, month	取扱件数・金額 Volume and Value of Transactions Cleared					日銀当座預金における決済状況 Net Positions Settled via BOJ Current Accounts			
	取扱件数 ² (1営業日平均) Volume ² (daily average)	取扱金額 ² (1営業日平均) Value ² (daily average)	1件当り 金額 ² (千円) Value per Transaction ² (b)	ピーク日 取扱 件数 ³ Peak Volume ³	ピーク日 取扱 金額 ³ Peak Value ³	決済金額 ⁴ (1営業日平均) Value ⁴ (daily average)	個別行ネット 決済額ピーク ⁵ Peak Value of the Individual Bank's Net Position ⁵		
							最大 受超額 Largest Net Credit Position	最大 払超額 Largest Net Debit Position	
2014	6,172 (+2.7)	32,852 (+3.5)	532	26,322	177,523	6,865 (+2.4)	3,767	8,482	
2015	6,308 (+2.2)	33,691 (+2.6)	534	24,348	175,071	7,132 (+3.9)	3,843	9,265	
2016	6,396 (+1.4)	33,525 (-0.5)	524	26,029	178,980	7,376 (+3.4)	3,919	9,812	
16/ 3	5,855 (+0.8)	33,453 (-3.9)	571	22,203	178,980	6,477 (+4.7)	3,896	6,176	
4	6,320 (+3.7)	34,428 (-0.0)	545	22,559	161,578	7,752 (+2.8)	3,366	6,143	
5	6,501 (+4.4)	35,741 (+5.5)	550	21,144	159,871	7,153 (+10.7)	3,919	9,812	
6	6,947 (+1.9)	33,377 (-4.3)	480	26,029	176,933	8,719 (+4.2)	3,358	5,926	
7	6,166 (+8.0)	31,625 (+1.7)	513	20,279	138,295	6,741 (+5.2)	2,859	5,570	
8	5,960 (+1.5)	31,187 (+0.2)	523	20,860	158,362	7,058 (+2.4)	2,754	8,079	
9	6,072 (-1.9)	33,035 (-3.9)	544	22,330	168,784	6,525 (-1.3)	3,210	5,733	
10	6,787 (+1.5)	32,711 (+6.9)	482	22,567	164,280	7,506 (+11.1)	3,030	5,615	
11	6,235 (-4.2)	33,053 (-7.2)	530	22,412	164,813	7,012 (-1.8)	2,997	5,697	
12	7,377 (+1.2)	37,359 (+0.8)	506	18,015	78,523	9,714 (+3.0)	2,988	5,953	
17/ 1	6,204 (+4.8)	35,047 (+7.0)	565	21,630	167,724	7,339 (+13.5)	3,844	9,090	
2	6,471 (-1.8)	32,490 (-3.7)	502	23,360	165,779	7,270 (+0.9)	2,935	6,040	
3	5,983 (+2.2)	34,150 (+2.1)	571	23,048	182,739	6,725 (+3.8)	3,965	5,772	

出所：全国銀行資金決済ネットワーク、日本銀行

Sources: Japanese Banks' Payment Clearing Network; Bank of Japan.

- (注) 1. 件数・金額は「片道ベース」。
2. 発信日基準。
3. 決済日基準。
4. 日銀当座預金における決済金額は、受超額および払超額の合計。
5. 個別行ネット決済額ピークとは、月中（あるいは年中）各営業日の個別行の受超額または払超額の最大値。

- Notes: 1. Each instruction is counted once in calculating volume and value.
2. Figures for instructions transmitted to the Zengin System during the month or year.
3. Figures for instructions settled in the Zengin System during the month or year.
4. The aggregate value of credits and debits posted to BOJ current accounts.
5. The maximum value of the individual bank's net credit or debit positions that are recorded during the month or year.
(a) Figures in parentheses are year-on-year percentage changes.
(b) Thousand yen.

3. 外為円決済交換高¹

Foreign Exchange Yen Clearing System¹

(件、億円、括弧内は前年比<%>)
(Cases, 100 million yen, (a))

年・月 Year, month	交換件数 (1営業日平均) Volume (daily average)	交換金額 (1営業日平均) Value (daily average)	1件当り金額 Value per Settlement	ピーク日 交換金額 Peak Value
2014	26,595 (-2.7)	125,206 (+5.3)	4.7	293,853
2015	27,731 (+4.3)	157,416 (+25.7)	5.7	263,601
2016	28,242 (+1.8)	160,556 (+2.0)	5.7	286,471
16/ 3	28,603 (-3.0)	159,943 (-2.6)	5.6	278,243
4	27,114 (+1.0)	169,054 (+12.7)	6.2	261,442
5	29,207 (+0.1)	164,061 (+6.1)	5.6	234,369
6	28,139 (-1.1)	165,345 (-1.6)	5.9	285,544
7	28,359 (+5.9)	149,961 (-7.3)	5.3	213,363
8	26,160 (+1.7)	144,096 (-4.5)	5.5	199,800
9	29,054 (-0.7)	169,845 (-2.5)	5.8	278,853
10	27,348 (+4.8)	155,656 (+1.3)	5.7	214,846
11	29,669 (+8.4)	153,811 (+6.7)	5.2	241,840
12	30,166 (+8.3)	174,038 (+12.4)	5.8	286,471
17/ 1	28,678 (+3.3)	168,039 (+1.1)	5.9	258,900
2	26,907 (-1.9)	150,307 (-3.4)	5.6	202,797
3	30,273 (+5.8)	169,444 (+5.9)	5.6	298,968

出所：全国銀行協会

Source: Japanese Bankers Association.

(注) 1. 件数・金額は「片道ベース」。

Notes: 1. Each instruction is counted once in calculating volume and value.

(a) Figures in parentheses are year-on-year percentage changes.

4. 民間証券・デリバティブ決済システム

Private Clearing and Settlement Systems for Securities and Derivatives

4-1 清算機関の日銀当座預金決済（決済金額、1営業日平均）¹

Settlement via BOJ Current Accounts in the Central Counterparties (value, daily average)¹

(億円、括弧内は前年比<%>)
(100 million yen, (a))

年・月 Year, month	日本証券クリアリング機構 Japan Securities Clearing Corporation (JSCC)		ほふりクリアリング ⁴ JASDEC DVP Clearing Corporation (JDCC) ⁴	東京金融取引所 (百万円) Tokyo Financial Exchange (TFX) (million yen)
	国債店頭取引 ² JGB Over-The-Counter Transactions ²	取引所取引等 ³ Exchange-Traded Securities and Derivatives ³		
2014	232,896 (+29.3)	1,745 (-4.6)	5,988 (+5.4)	77 (-65.3)
2015	284,216 (+22.0)	2,171 (+24.5)	7,190 (+20.1)	54 (-29.9)
2016	308,779 (+8.6)	1,912 (-11.9)	7,184 (-0.1)	125 (+131.7)
16/3	244,845 (-15.7)	2,303 (+7.6)	7,725 (-7.6)	113 (+180.6)
4	268,163 (-9.3)	2,051 (-10.4)	8,008 (-2.6)	116 (+104.3)
5	328,900 (+10.6)	1,572 (-7.6)	5,636 (-14.9)	71 (+3.8)
6	325,743 (+15.1)	1,945 (-12.1)	6,536 (-16.8)	54 (+116.0)
7	354,340 (+26.6)	1,331 (-39.8)	6,333 (-4.4)	42 (+19.3)
8	364,200 (+27.7)	1,759 (-15.2)	5,788 (-15.4)	122 (+129.8)
9	340,325 (+17.1)	1,847 (-19.6)	8,510 (+3.9)	144 (+84.3)
10	321,650 (+22.0)	1,332 (-25.9)	7,677 (+12.6)	88 (+17.0)
11	261,675 (+1.9)	1,785 (-17.8)	7,344 (+18.1)	87 (+58.5)
12	311,824 (+24.1)	2,391 (-30.6)	8,809 (+34.1)	51 (+39.8)
17/1	309,214 (+1.9)	1,820 (-20.4)	8,213 (+24.4)	27 (-66.2)
2	295,555 (+5.6)	1,372 (-39.6)	6,039 (-16.2)	23 (-95.8)
3	336,466 (+37.4)	2,148 (-6.7)	8,618 (+11.5)	23 (-79.2)

出所：日本証券クリアリング機構、ほふりクリアリング、東京金融取引所

Sources: Japan Securities Clearing Corporation; JASDEC DVP Clearing Corporation; Tokyo Financial Exchange.

- (注) 1. 日銀当座預金における清算機関による入金および引落の合計（片道ベース）。
2. 国債DVP決済にかかる資金決済のほか、FOS決済（銘柄毎にネットリングが行われた後の証券決済債務の時価評価額と金銭決済債務との差額、現金担保付債券貸借取引および現先取引の取引期間中の利払期日における利金相当額支払債務の額、清算対象取引にかかる変動証拠金相当額等の資金決済）を含む。
3. 取引所取引等DVP決済にかかる資金決済のほか、国債先物取引等にかかる差金決済等も含む。但し、国債先物取引の現渡決済に対応するDVP資金決済は除く。
4. 株式等の一般振替DVP決済にかかる資金決済のほか、決済促進送金（債務引受けを円滑に進めるため、参加者が日中随時差し入れる資金）を含む。また、2014年1月以降は、従来の売買取引分に加えて、貸株取引分を含む。

- Notes: 1. The aggregate value of credits and debits posted to BOJ current accounts. Each instruction is counted once in calculating value.
2. Payments associated with DVP for JGBs as well as those associated with "funds only settlement." Some major components of "funds only settlement" are (i) transactions adjustment payments to cover the difference between the market value of securities settlement obligations and the actual contract value of payment obligations, (ii) transfer of coupon payments received by borrowers or buyers of securities on a coupon payment date that arrived during the term of cash-collateralised securities lending or repo transactions, (iii) variation margin payments to cover the difference between the actual contract value of forward payment obligations and the market value of forward securities settlement obligations.
3. Payments associated with DVP for exchange-traded securities as well as those associated with futures contracts and options (e.g., cash settlement for JGB futures), but excludes payments associated with deliveries of JGBs for JGB futures.
4. Payments associated with DVP for non-exchange traded securities including "settlement progress payments." "Settlement progress payments" refers to cash wired by a participant to JDCC in order to ensure the fulfillment of its payment obligations. As from January 2014, payments associated with stock lending and borrowing transactions are also included.

(a) Figures in parentheses are year-on-year percentage changes.

4-2 証券集中保管機関の日銀当座預金DVP決済（1営業日平均）¹
DVP Settlement via BOJ Current Accounts in the Central Securities Depository¹

(1) 件数 (件、括弧内は前年比<%>)
Volume (Transfers, (a))

年・月 Year, month	証券保管振替機構 Japan Securities Depository Center			
	短期社債 CP	一般債 ² Corporate Bonds ²	投資信託 Investment Trust	株式等 ³ Stocks ³
2014	894 (+31.9)	624 (-0.6)	4,784 (+10.5)	1 (-44.9)
2015	947 (+5.9)	553 (-11.4)	5,341 (+11.6)	1 (-32.8)
2016	433 (-54.3)	573 (+3.6)	4,912 (-8.0)	1 (-20.6)
16/3	484 (-51.5)	639 (-2.2)	4,678 (-20.4)	2 (-24.1)
4	425 (-50.2)	539 (+9.4)	4,769 (-10.4)	1 (+51.7)
5	429 (-53.9)	435 (-19.7)	4,813 (-12.4)	0 (-100.0)
6	427 (-54.5)	693 (+9.6)	4,792 (-13.6)	0 (-23.1)
7	397 (-60.6)	585 (+17.0)	4,903 (-9.8)	0 (-80.0)
8	336 (-64.5)	401 (-7.6)	4,605 (-14.9)	0 (-68.2)
9	315 (-66.6)	773 (+15.1)	4,640 (-4.5)	2 (-2.7)
10	288 (-65.8)	478 (+0.9)	4,811 (+0.5)	0 (-10.0)
11	236 (-74.9)	507 (-8.5)	5,117 (-0.0)	0 (-45.7)
12	311 (-63.7)	682 (-4.6)	6,029 (+11.4)	1 (0.0)
17/1	273 (-68.7)	446 (-13.8)	5,432 (+8.1)	0 (0.0)
2	252 (-64.1)	504 (-17.6)	5,261 (+10.1)	0 (+100.0)
3	273 (-43.7)	625 (-2.2)	5,492 (+17.4)	2 (+18.2)

(2) 金額 (億円、括弧内は前年比<%>)
Value (100 million yen, (a))

年・月 Year, month	証券保管振替機構 Japan Securities Depository Center			
	短期社債 CP	一般債 ² Corporate Bonds ²	投資信託 Investment Trust	株式等 ³ Stocks ³
2014	45,488 (+34.4)	4,660 (+3.0)	5,368 (-11.3)	59 (+6.6)
2015	49,943 (+9.8)	4,151 (-10.9)	5,512 (+2.7)	37 (-36.8)
2016	21,128 (-57.7)	4,371 (+5.3)	3,877 (-29.7)	13 (-66.4)
16/3	21,646 (-58.0)	4,402 (-11.2)	3,299 (-46.4)	15 (-43.8)
4	19,364 (-58.2)	3,770 (+1.2)	3,711 (-39.5)	8 (-87.3)
5	20,456 (-58.4)	3,462 (-24.6)	3,517 (-45.4)	0 (-100.0)
6	20,149 (-59.9)	5,192 (+2.5)	3,846 (-37.2)	11 (-86.3)
7	19,483 (-63.3)	4,728 (+13.0)	3,652 (-37.1)	61 (-69.8)
8	15,841 (-69.0)	3,272 (+21.3)	3,127 (-39.5)	15 (+37.5)
9	16,460 (-69.0)	6,609 (+31.4)	3,878 (-8.7)	32 (+345.7)
10	13,747 (-68.2)	4,216 (+17.2)	3,546 (-18.7)	3 (-21.8)
11	11,257 (-76.0)	3,771 (-5.6)	4,317 (-10.4)	2 (-82.6)
12	16,831 (-63.6)	4,711 (-0.7)	5,558 (+3.4)	2 (-84.1)
17/1	13,849 (-68.4)	4,105 (+10.0)	4,611 (+11.4)	3 (+1,304.1)
2	12,946 (-64.4)	3,571 (-21.1)	4,577 (+15.0)	1 (+703.1)
3	14,062 (-35.0)	5,028 (+14.2)	4,807 (+45.7)	20 (+36.8)

出所：証券保管振替機構、日本銀行

Sources: Japan Securities Depository Center; Bank of Japan.

- (注) 1. 件数・金額は「片道ベース」。
2. 一般債の件数・金額は、円貨で発行された債券（デュアルカレンシー債等を含む）に限る。
3. 株式等の件数・金額は、株式・新株予約権付社債の発行および新株予約権付社債の元利金払を含む。

Notes: 1. Each instruction is counted once in calculating volume and value.
2. Figures only for the securities denominated in yen at the time of the issue.
3. Figures for (i) issuance of stocks and bonds with share options and (ii) principal and interest payments for bonds with share options.
(a) Figures in parentheses are year-on-year percentage changes.

Ⅲ. 電子マネー¹
Electronic Money¹

(括弧内は前年比<%>)
(a)

年・月	決済件数 (百万件)	決済金額 (億円)	1件当り 決済金額 (円)	発行枚数 ² (万枚)	うち 携帯電話	端末台数 ² (万台)	残高 ³ (億円)
Year, month	Volume of Transactions (millions)	Value of Transactions (100 million yen)	Value per Transaction (yen)	Number of Electronic Money Instruments Issued ² (b)	Of which Mobile Phones	Number of Terminals ² (b)	Value Outstanding ³ (c)
2014	4,040 (+22.6)	40,140 (+28.0)	994	25,534	2,722	153	2,034
2015	4,678 (+15.8)	46,443 (+15.7)	993	29,453	2,887	177	2,311
2016	5,192 (+11.0)	51,436 (+10.8)	991	32,862	3,091	199	2,541
16/3	429 (+10.8)	4,258 (+10.6)	992	30,251	2,929	185	2,456
4	416 (+11.8)	4,118 (+12.3)	991	30,567	2,942	187	...
5	429 (+11.7)	4,392 (+13.3)	1,024	30,852	2,956	189	...
6	434 (+10.9)	4,212 (+10.9)	970	31,245	2,979	189	...
7	471 (+10.6)	4,594 (+13.8)	976	31,457	2,985	191	...
8	463 (+10.5)	4,460 (+10.3)	964	31,727	3,000	192	...
9	439 (+11.2)	4,091 (+9.6)	933	31,971	3,015	195	2,541
10	448 (+7.6)	4,292 (+8.2)	959	32,280	3,042	197	...
11	425 (+9.1)	4,159 (+7.2)	979	32,583	3,068	198	...
12	452 (+7.8)	4,952 (+5.1)	1,095	32,862	3,091	199	...
17/1	424 (+6.0)	4,244 (+3.8)	1,000	33,085	3,112	199	...
2	400 (+3.4)	3,860 (+1.0)	966	33,346	3,129	201	...
3	... (...)	... (...)

(注) 1. プリペイド方式のうちIC型の電子マネーが対象。本調査は、調査対象先8社（具体的には、専業系：楽天Edy株式会社<楽天Edy>、鉄道会社などが発行する交通系：九州旅客鉄道株式会社<SUGOCA>、西日本旅客鉄道株式会社<ICOCA>、株式会社バスモ<PASMO>、東日本旅客鉄道株式会社<Suica>、北海道旅客鉄道株式会社<Kitaca>、小売流通企業が発行する流通系：イオン株式会社<WAON>、株式会社セブン・カードサービス<nanaco>）から提供されたデータを集計したもの。交通系については、乗車や乗車券購入に利用されたものは含めていない。

2. 月末もしくは年末時点。

3. 月計数は月末、年計数は9月末時点。

Notes: 1. Figures cover electronic money which requires users to load a certain value before use (pre-paid type) and in which a contactless integrated circuit (IC) chip is embedded. These are calculated by submitted data from eight issuers, i.e., electronic money service providers (Rakuten Edy, Inc, "Rakuten Edy"), public transportation service providers such as railway companies (East Japan Railway Company, "Suica"; Hokkaido Railway Company, "Kitaca"; Kyushu Railway Company, "SUGOCA"; PASMO Co., Ltd, "PASMO"; and West Japan Railway Company, "ICOCA"), and retail companies (AEON Co., Ltd, "WAON"; and Seven Card Service Co., Ltd, "nanaco"). The value and volume reported by public transportation service providers do not include those for fare collections.

2. Figures are as of end of period.

3. Monthly figures are as of end of period. Yearly figures are as of end of September.

(a) Figures in parentheses are year-on-year percentage changes.

(b) 10 thousands.

(c) 100 million yen.

参考

I. 民間証券・デリバティブ決済システムにおける決済関連計数（日銀当座預金決済を除く）については、以下のホームページをご覧ください。

(1) 日本証券クリアリング機構

home > 各種情報 > 統計情報

取引所取引 : https://www.jpx.co.jp/jscc/torihiki_jyo.html
国債店頭取引 : <https://www.jpx.co.jp/jscc/tentou.html>
CDS : https://www.jpx.co.jp/jscc/toukei_cds.html
金利スワップ : https://www.jpx.co.jp/jscc/toukei_irs.html

(2) ほふりクリアリング

HOME > その他、ご案内 > 統計情報

<https://www.jasdec.com/material/statistics/>

(3) 東京金融取引所

ホーム > 取引関連データ：TFXヒストリカルデータベース

<https://www.tfx.co.jp/historical/>

(4) 証券保管振替機構

HOME > その他、ご案内 > 統計情報

<https://www.jasdec.com/material/statistics/>

II. リテール決済に関する計数（クレジットカード、デビットカード）については、以下のホームページをご覧ください。

(1) 日本クレジット協会

ホーム > クレジット関連資料 > クレジット関連統計

<http://www.j-credit.or.jp/information/statistics/index.html>

(2) 日本デビットカード推進協議会

ホーム > 協議会について > ご利用状況

<http://www.debitcard.gr.jp/about/circumstances.html>

Reference

I. With respect to data for private clearing and settlement systems for securities and derivatives (excluding those via BOJ current accounts), please look at the following websites.

(1) Japan Securities Clearing Corporation

home > Data and Information > Statistics

Listed Products : https://www.jpx.co.jp/jscc/en/listed_products.html
Japanese Government Bonds : <https://www.jpx.co.jp/jscc/en/jgbcc.html>
Credit Default Swap : https://www.jpx.co.jp/jscc/en/credit_default_swap.html
Interest Rate Swap : https://www.jpx.co.jp/jscc/en/interest_rate_swap.html

(2) JASDEC DVP Clearing Corporation

HOME > Regulations, Statistics, Participants List > Statistical data

<https://www.jasdec.com/en/material/statistics/>

(3) Tokyo Financial Exchange

HOME > Trade related data: TFX Historical Database

<https://www.tfx.co.jp/en/historical/>

(4) Japan Securities Depository Center

HOME > Regulations, Statistics, Participants List > Statistical data

<https://www.jasdec.com/en/material/statistics/>

II. For retail payment data (credit card and debit card), please look at the following websites.

(1) Japan Consumer Credit Association

TOP > Credit card statistics

<http://www.j-credit.or.jp/en/statistics/>

(2) Japan Debit Card Promotion Association (available in Japanese)

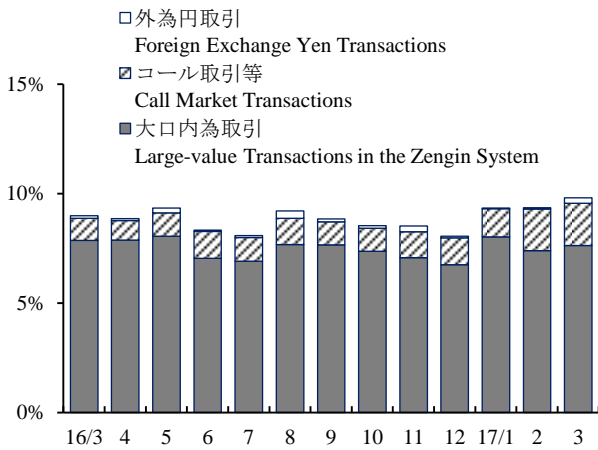
<http://www.debitcard.gr.jp/about/circumstances.html>

I. コアタイム開始前の同時決済口における決済割合^{2,3}

Share of Settlement via BOJ Current Accounts with Liquidity-Saving Features before Core Time^{2,3}

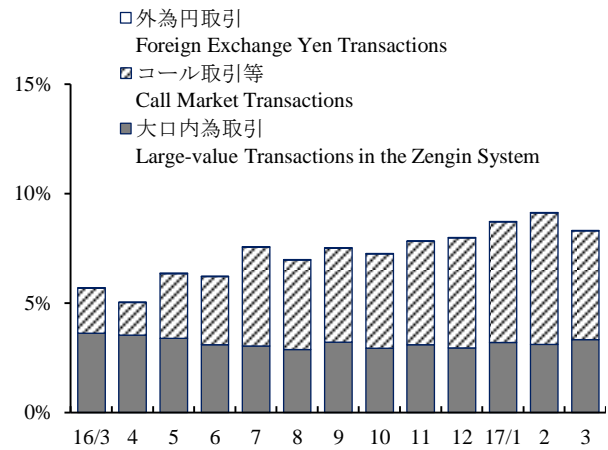
(1) 件数

Volume



(2) 金額

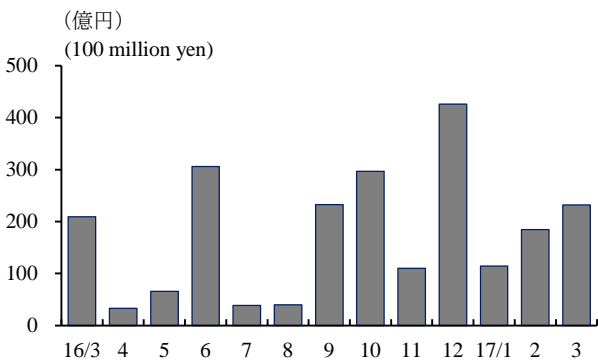
Value



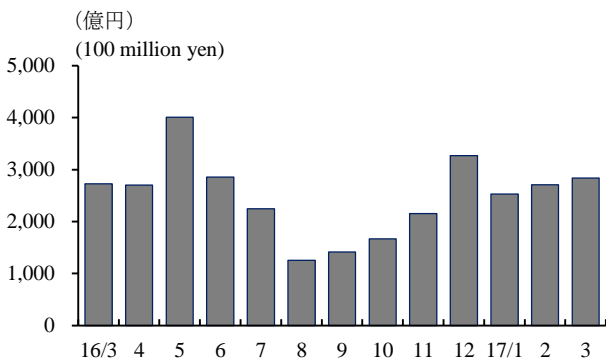
II. コアタイム終了後の決済金額 (1営業日平均)²

Settlement Value after Core Time (daily average)²

(1) 日銀ネット (当預系<通常口>)⁴
Settlement via BOJ Current Accounts⁴



(2) 日銀ネット (国債系)⁵
Settlement via BOJ-NET JGB Services⁵



- (注) 1. 決済システムレポート別冊シリーズ「最近の日銀ネットを通じた決済の動向」(2016年6月)に掲載されている図表の一部を更新したもの。4月および10月に公表する決済動向に掲載。
2. 日銀ネットの稼働時間は8時30分から21時まで(通常日)。そのうち、外国為替円決済にかかるものを除く当預系のコアタイムは9時から17時まで、外国為替円決済にかかる当預系のコアタイムは9時から15時まで、国債系のコアタイムは9時から16時30分まで。
3. 8時30分から9時までの決済(通常日)。
4. 17時から21時までの決済。自己勘定間振替、CLS決済、為替決済等を除く。
5. 16時30分から21時までの決済。国債のFOP決済(国債と資金が別に動く決済)、日本銀行との間の担保差入・返戻の合計。

- Notes: 1. Some of the charts reported in "Recent Developments of Settlement via BOJ-NET," *Payment and Settlement Systems Report Annex Series* in June 2016 (available in Japanese) are updated and attached to payment and settlement statistics in every April and October as Appendix.
2. Operating hours of the BOJ-NET on regular business days are from 8:30 to 21:00. The core time is from 9:00 to 17:00 for funds transfer services except for the yen settlement of FX transactions, from 9:00 to 15:00 for funds transfer services for the yen settlement of FX transactions, and from 9:00 to 16:30 for JGB services.
3. Settlement from 8:30 to 9:00 on regular business days.
4. Settlement through BOJ current accounts from 17:00 to 21:00 excluding liquidity transfer between BOJ current accounts and liquidity-saving features (LSF) accounts, CLS settlement, settlement of net positions resulting from the Zengin System, settlement through LSF accounts, etc.
5. Settlement from 16:30 to 21:00 including free-of-payment (FOP) for JGB transactions and JGB transfers between a participant in the JGB Book-Entry System and the Bank of Japan as collateral.