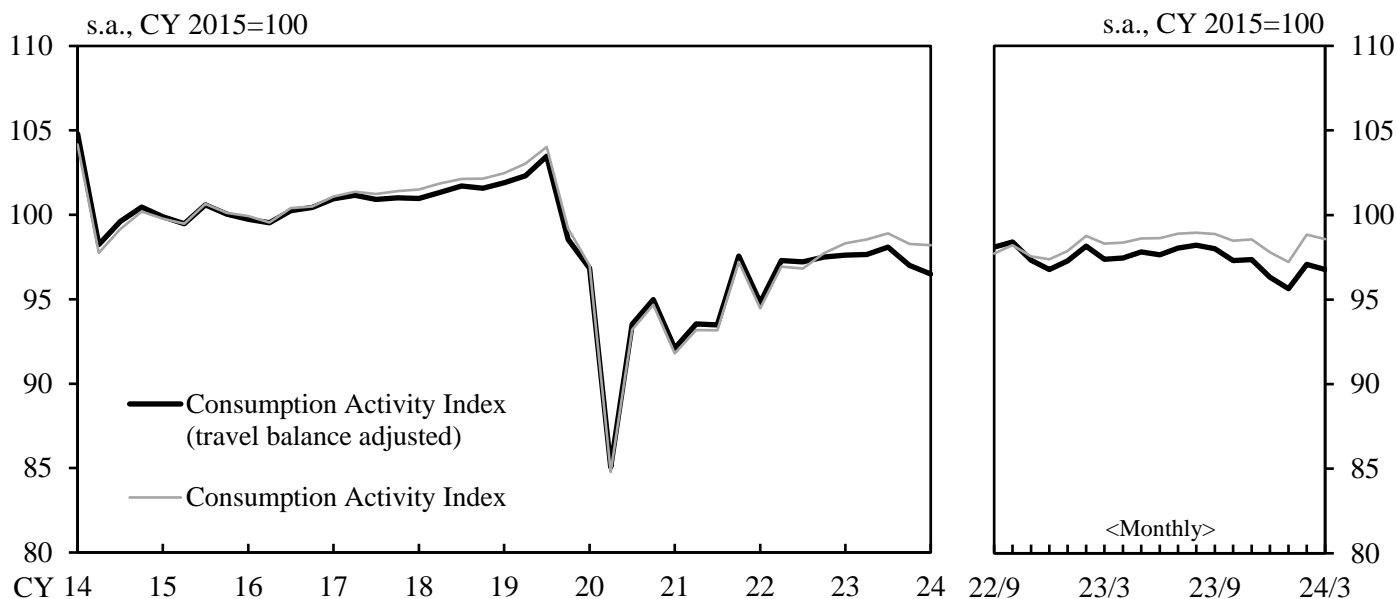


Consumption Activity Index

(1) Consumption Activity Index (Real)



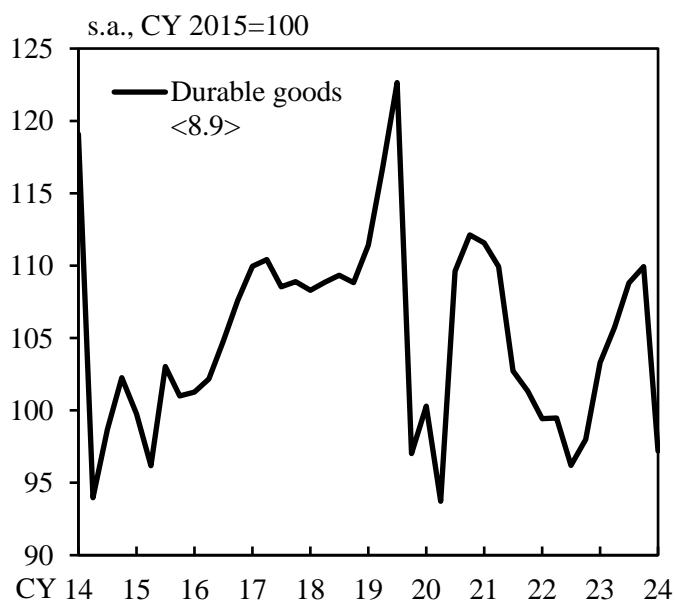
	s.a., q/q % chg.			s.a., m/m % chg.		
	23/Q3	Q4	24/Q1	Jan. 2024	Feb.	Mar.
Consumption Activity Index (travel balance adjusted)	0.5	-1.1	-0.5	-0.7	1.5	-0.3
Consumption Activity Index	0.4	-0.6	-0.1	-0.6	1.7	-0.3

Notes: 1. Figures for the Consumption Activity Index (travel balance adjusted) exclude inbound tourism consumption and include outbound tourism consumption.

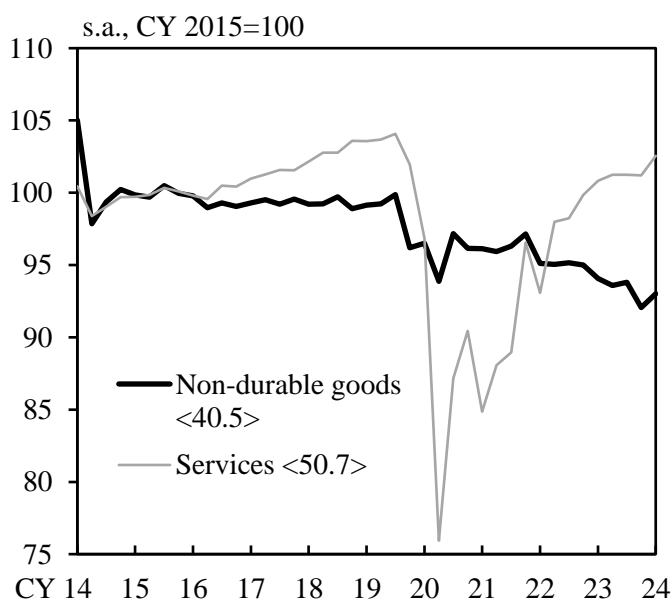
2. The component indexes whose source data for the latest month are not yet available are extrapolated for the month from the values of the previous month. The same applies to the charts below.

(2) Private Consumption by Type in the Consumption Activity Index (Real)

(a) Durable Goods



(b) Non-Durable Goods and Services



Notes: 1. Figures in angular brackets show the weights in the Consumption Activity Index.

2. Non-durable goods include goods classified as "semi-durable goods" in the SNA.