

Flow of Funds
- Overview of Japan, the United States, and the Euro area -

August 25, 2023
Research and Statistics Department
Bank of Japan

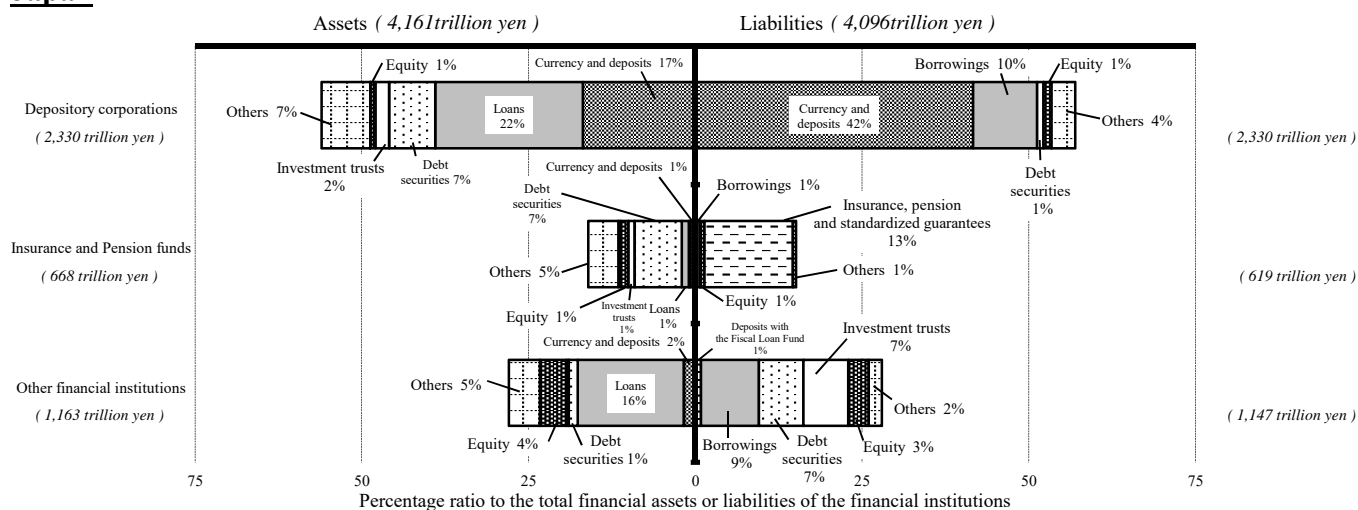
*In this paper, major sectors are compared either among Japan, the United States, and the Euro area or between Japan and the United States.

I. Overview: Japan, the United States, and the Euro area

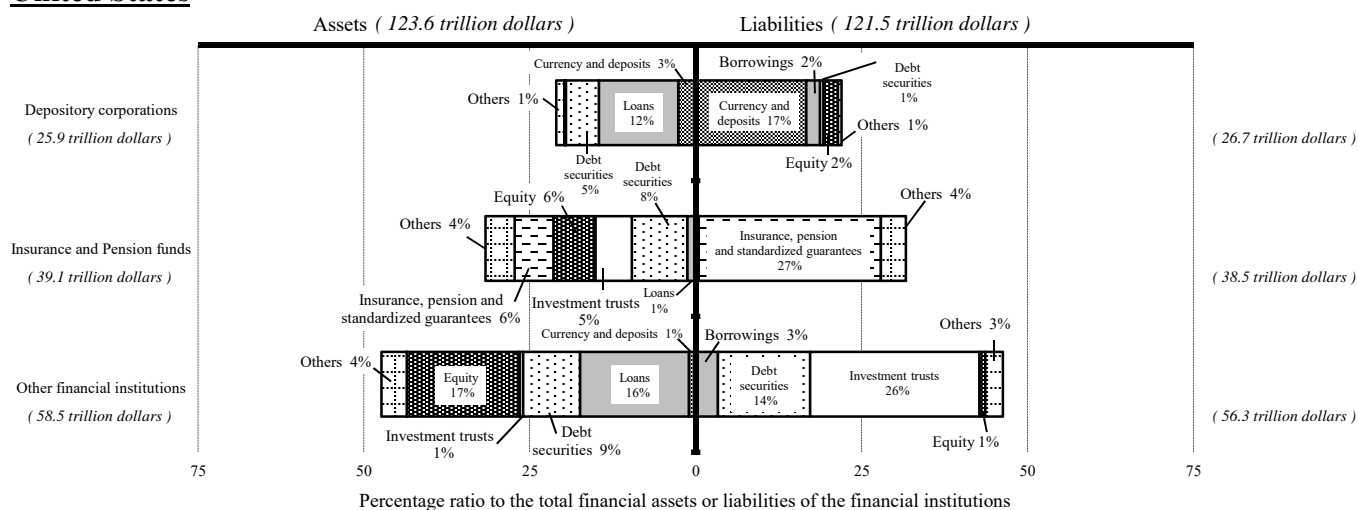
— Data are as of end-March 2023.

Chart 1. Financial assets and liabilities of financial institutions

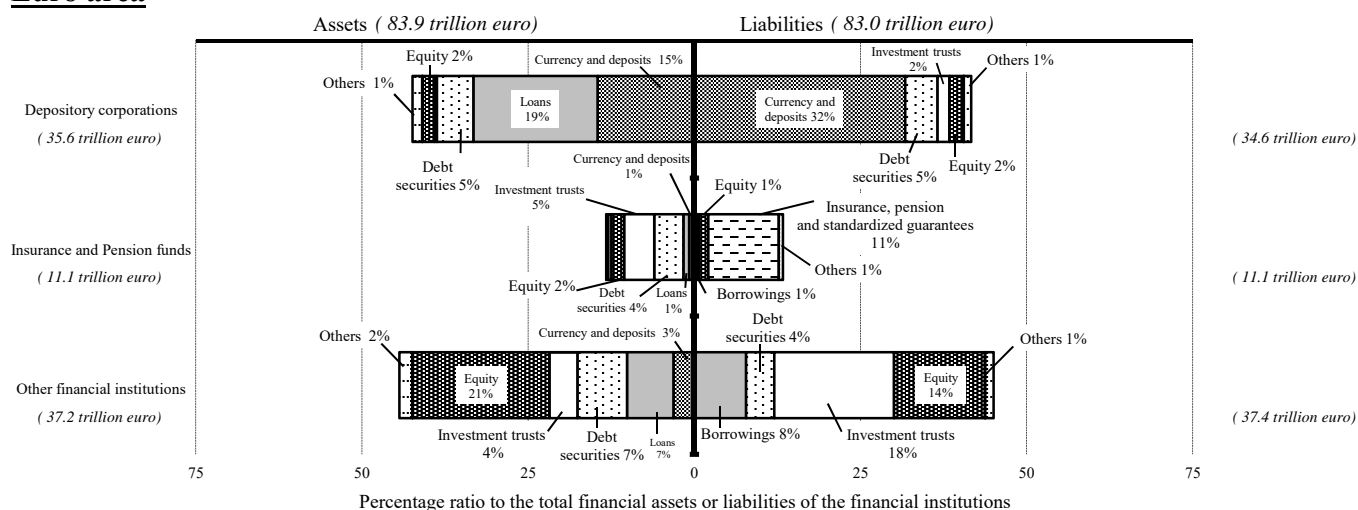
Japan



United States



Euro area

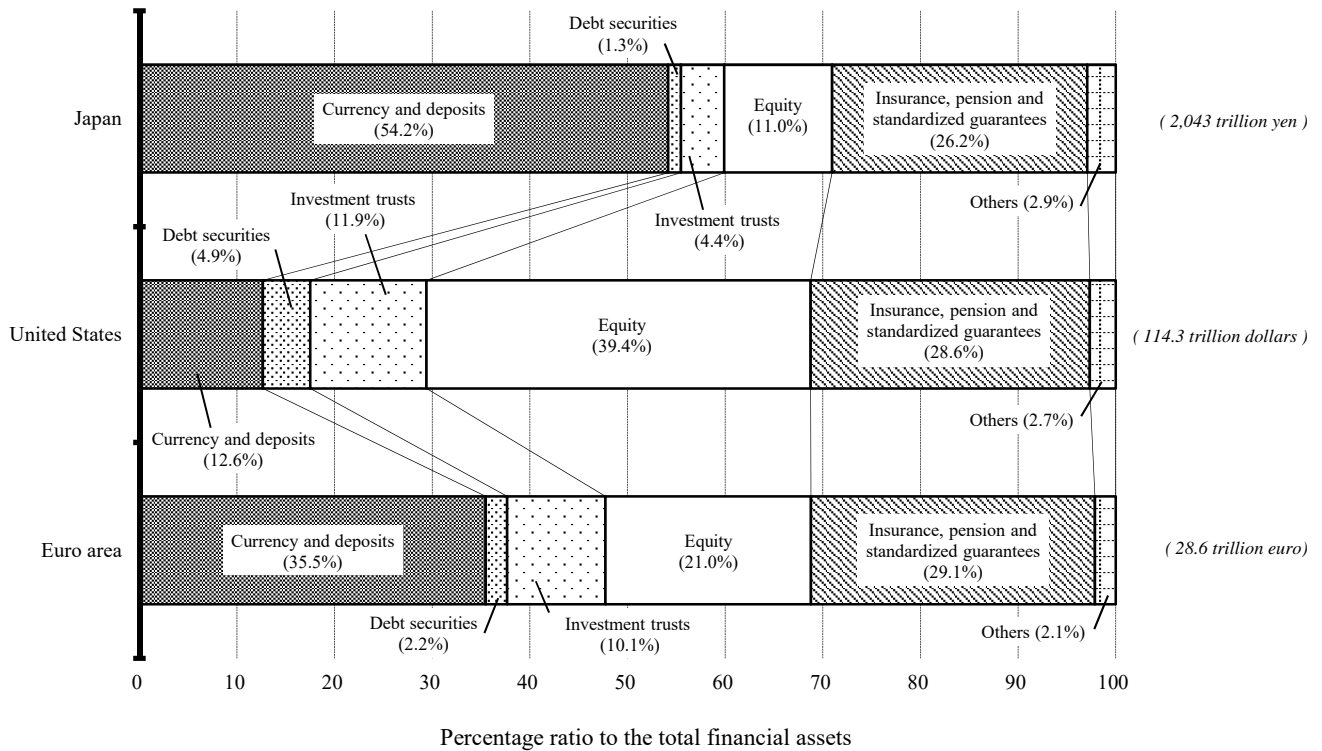


* "Other financial institutions" for Japan are the sum of "Securities investment trusts," "Other financial intermediaries," "Financial auxiliaries," and "Public captive financial institutions."

** "Others" is the residual which is the remaining after deducting "Currency and deposits," "Deposits with the Fiscal Loan Fund"(Japan only), "Loans/Borrowings," "Debt securities," "Investment trusts," "Equity," and "Insurance, pension and standardized guarantees" from total financial assets/liabilities.

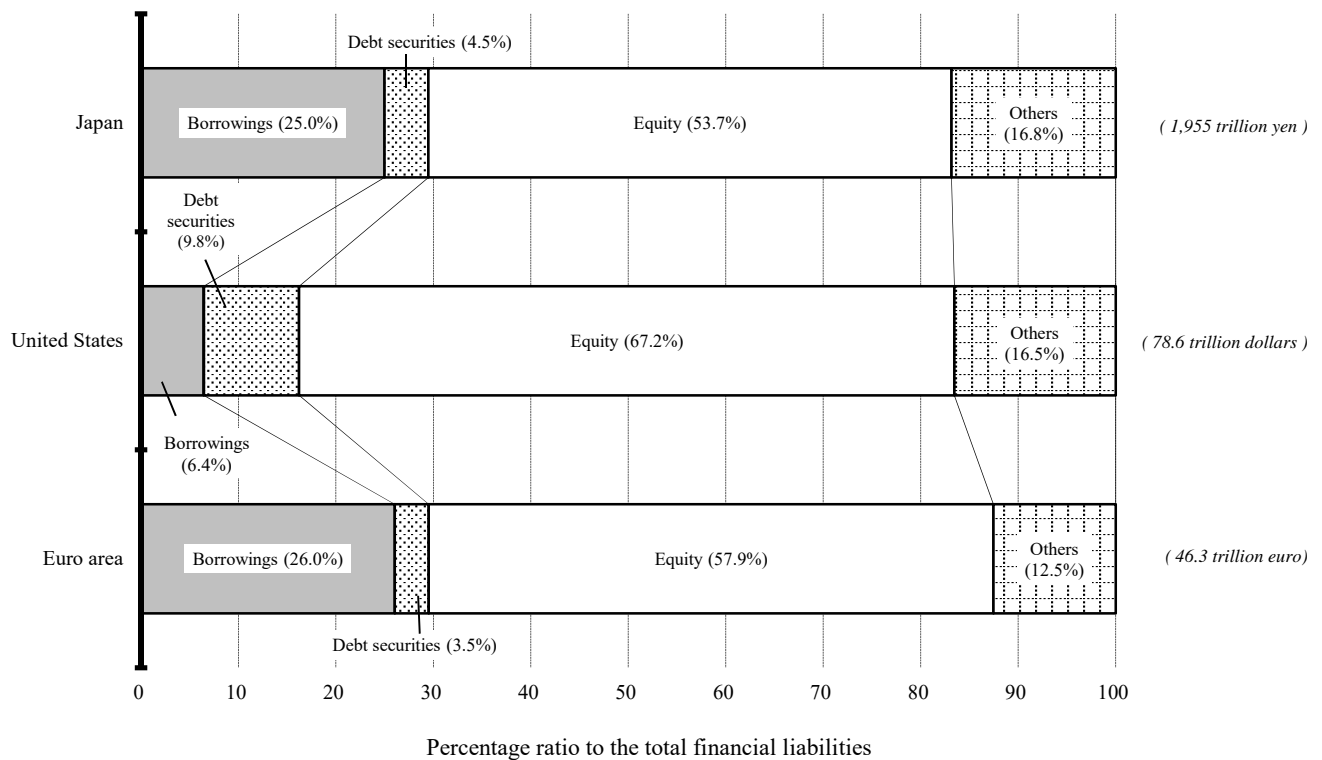
*** "Currency and deposits" held by "Depository corporations" for US includes "Vault cash" and "Reserves at Federal Reserve."

Chart 2. Financial assets held by households



* "Others" is the residual which is the remaining after deducting "Currency and deposits," "Debt securities," "Investment trusts," "Equity," and "Insurance, pension and standardized guarantees" from total financial assets.

Chart 3. Financial liabilities owed by private nonfinancial corporations

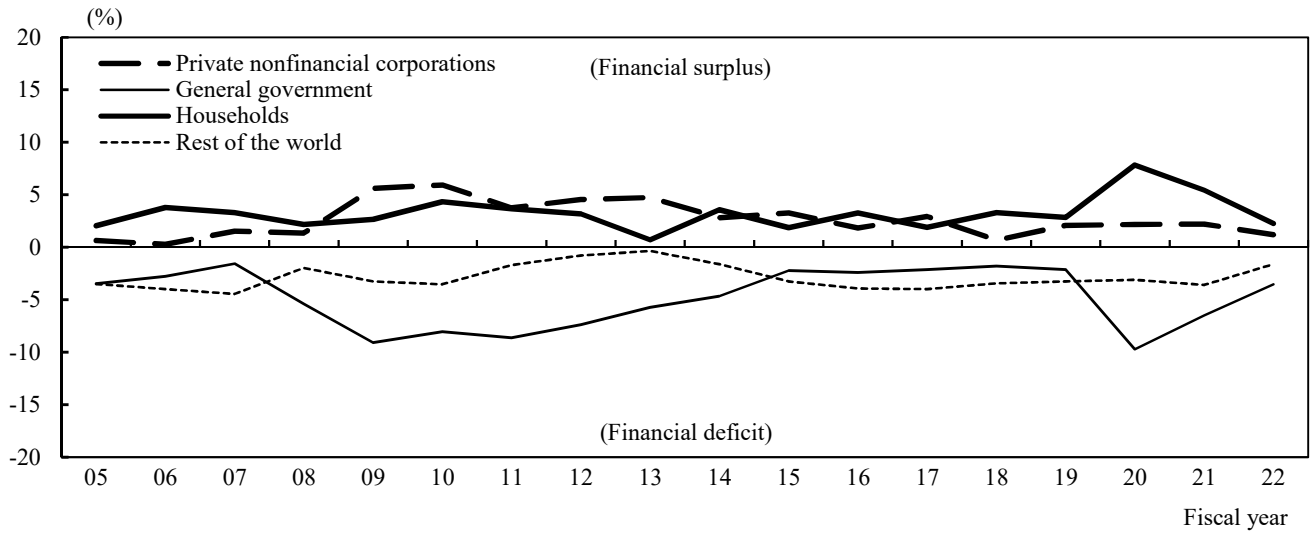


* "Others" is the residual which is the remaining after deducting "Borrowings," "Debt securities," and "Equity" from total financial liabilities.

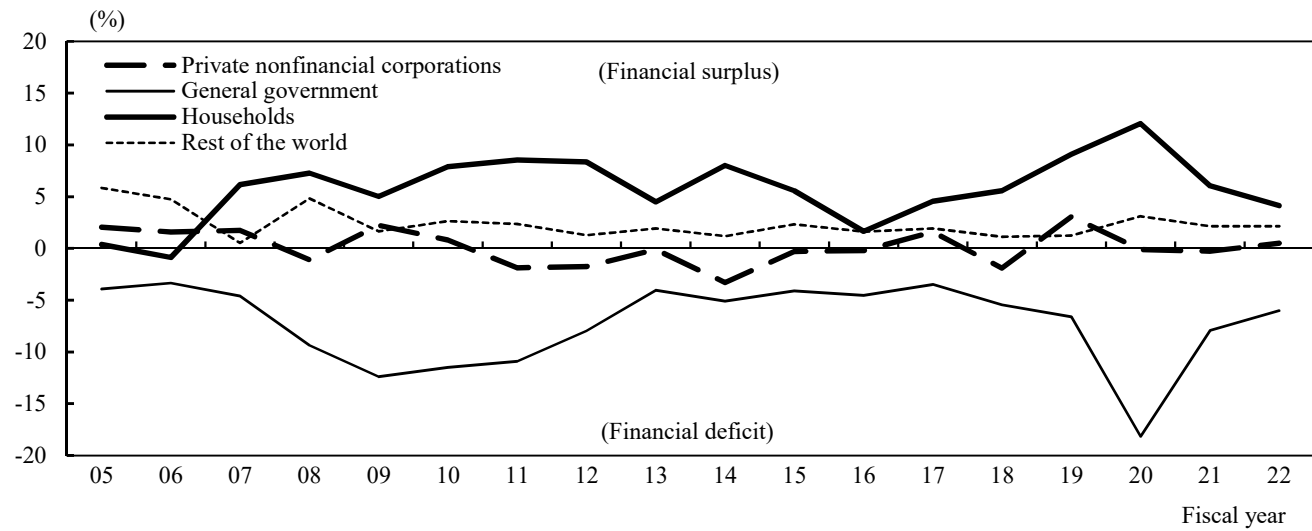
** Figures for the euro area consist of nonfinancial corporations, which include both public and private nonfinancial corporations.

Chart 4. Financial surplus and deficit of major sectors (as a percentage of nominal GDP)

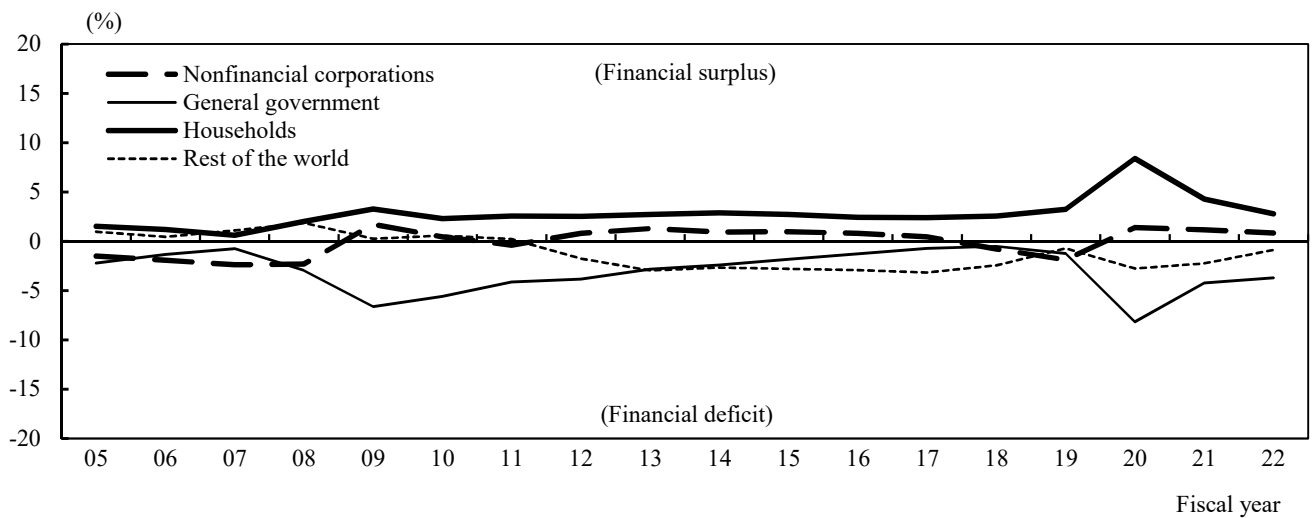
Japan



United States



Euro area

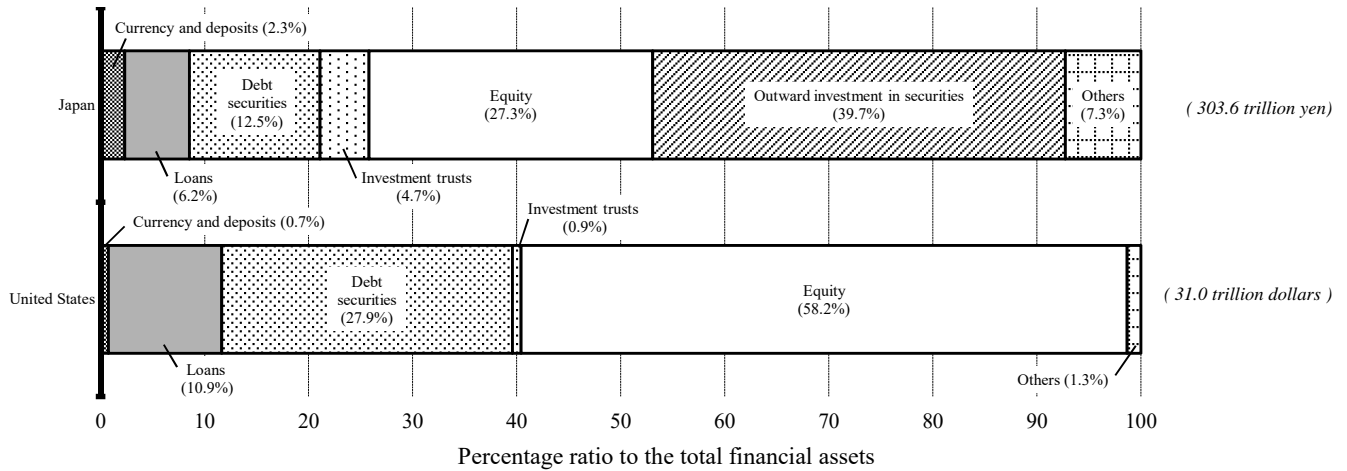


* See notes on the last page for the definition of each sector.

II. Overview: Japan and the United States

— Data are as of end-March 2023.

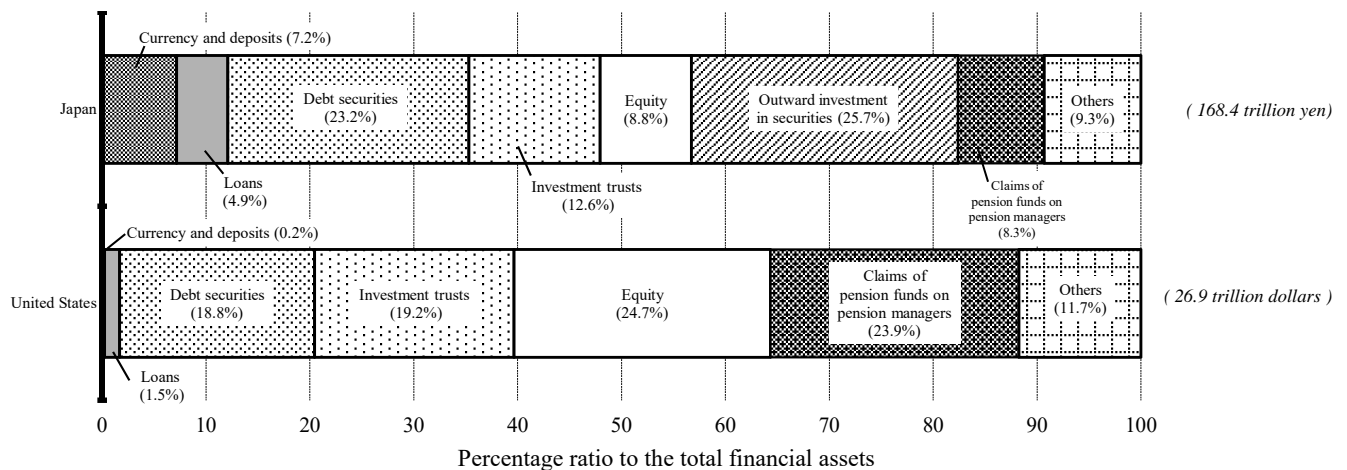
Chart 5. Financial assets held by investment trusts



* "Others" is the residual which is the remaining after deducting "Currency and deposits," "Loans," "Debt securities," "Investment trusts," "Equity," and "Outward investment in securities"(Japan only) from total financial assets.

** Data for US include both outward and domestic investment in securities.

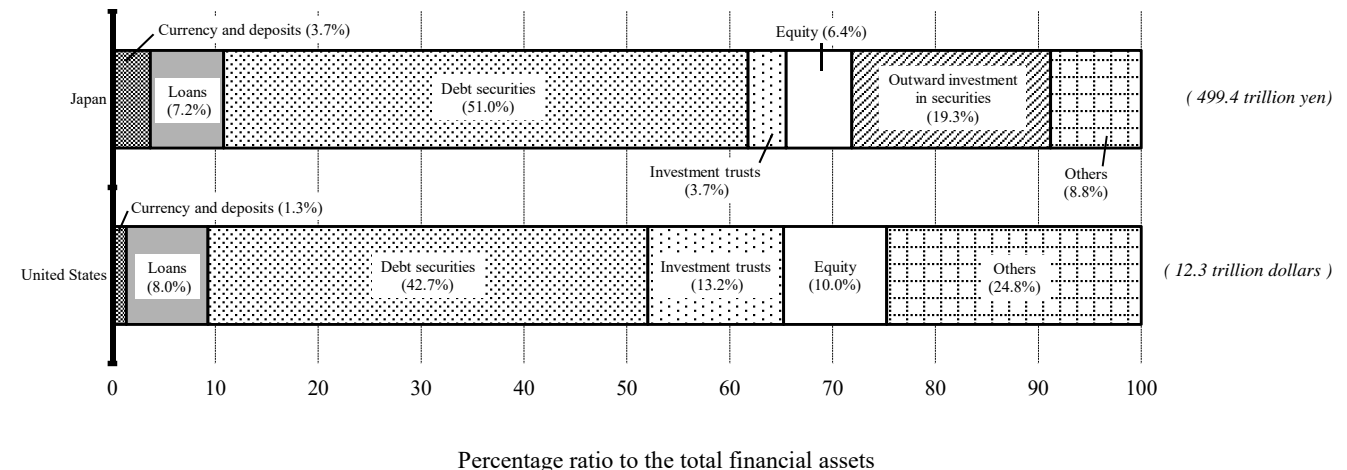
Chart 6. Financial assets held by pension funds



* "Others" is the residual which is the remaining after deducting "Currency and deposits," "Loans," "Debt securities," "Investment trusts," "Equity," "Outward investment in securities"(Japan only), and "Claims of pension funds on pension managers" from total financial assets.

** Data for US include both outward and domestic investment in securities.

Chart 7. Financial assets held by insurance



* "Others" is the residual which is the remaining after deducting "Currency and deposits," "Loans," "Debt securities," "Investment trusts," "Equity," and "Outward investment in securities"(Japan only) from total financial assets.

** Data for US include both outward and domestic investment in securities.

Notes to Charts 1 to 7

Data source

Bank of Japan, *Flow of Funds Accounts*, released on June 27, 2023

<https://www.boj.or.jp/en/statistics/sj/index.htm/>

FRB, *Financial Accounts of the United States, First Quarter 2023*, released on June 8, 2023

<https://www.federalreserve.gov/releases/z1/>

ECB, *Euro Area Accounts*, released on July 27, 2023

https://www.ecb.europa.eu/stats/macroeconomic_and_sectoral/sector_accounts/html/index.en.html

Sectors and transaction items

Sectors and transaction items of the United States [hereafter "US"] and Euro area [hereafter "EA"] are reclassified according to the Japan's Flow of Funds Accounts (see below).

Sectors

Depository corporations

[US] U.S.-Chartered Depository Institutions, Foreign Banking Offices in U.S., Banks in U.S.-Affiliated Areas, Credit Unions

[EA] Monetary Financial Institutions other than Central Bank : *Includes MMF*

Insurance and pension funds (Sectors marked with an asterisk indicate pension funds)

[US] Life Insurance Companies, Property-Casualty Insurance Companies, Private Pension Funds*, State and Local Government Employee Retirement Funds*, Federal Government Employee Retirement Funds*

[EA] Insurance Corporations and Pension Funds

Other financial institutions (Sectors with an asterisk indicate investment trusts. Sectors with double asterisks indicate nonbanks)

[US] Money Market Funds*, Mutual Funds*, Closed-End Funds*, Exchange-Traded Funds*, Government-Sponsored Enterprises, Agency- and GSE-Backed Mortgage Pools**, Issuers of Asset-Backed Securities**, Finance Companies**, Real Estate Investment Trusts, Security Brokers and Dealers, Holding Companies, Other Financial Business

[EA] Investment Funds (except MMFs), Other Financial Institutions

Private nonfinancial corporations

[US] Nonfinancial Corporate Business

[EA] Non-Financial Corporations : *Includes both private and public nonfinancial corporations.*

General government

[US] State and Local Governments, Federal Government : *Social security funds not included.*

[EA] General Government : *Includes social security funds.*

Households

[US] Households and Nonprofit Organizations

[EA] Households and Non-Profit Institutions Serving Households

- *In Japan's Flow of Funds Accounts, households excludes private nonprofit institutions serving households.*

Transaction items

Currency and deposits

[US] U.S. Deposits in Foreign Countries, Checkable Deposits and Currency, Time and Savings Deposits

[EA] Currency and Deposits

Loans/Borrowings

[US] Net Interbank Transactions, Federal Funds and Security Repurchase Agreements, Loans

[EA] Loans

Debt securities

[US] Debt Securities

[EA] Short-Term Debt Securities, Long-Term Debt Securities

Investment trusts

[US] Money Market Fund Shares, Mutual Fund Shares,

Total Shares Issued by Closed-End Funds and Exchange-Traded Funds (*included in the liabilities side*)

[EA] Investment Fund Shares (including MMF Shares)

Equity

[US] Corporate Equities, Proprietors' Equity in Noncorporate Business, Equity Investment by Parent Holding Company, Foreign Direct Investment: Equity, Equity in Federal Reserve Facilities, etc.

[EA] Listed Shares, Unlisted Shares and Other Equity

Insurance, pension and standardized guarantees

[US] Life Insurance Reserves, Pension Entitlements (*including Claims of Pension Fund on Sponsor*)

[EA] Insurance and Pension Schemes

Claims of pension funds on pension managers

[US] Claims of Pension Fund on Sponsor

Financial surplus and deficit

[US] Net Lending (+) or Net Borrowing (-) (Financial Account)

[EA] Net Financial Transactions

Note

Some items with small amount outstanding are not explicitly shown on charts.